

Motoreducteur Courant Continu RE040G/PM42



Les avantages :
 Motoréducteur d'asservissement - Idéal pour fonctionnement en start/stop et inversion de sens de rotation - Bon rendement - Rapport puissance/encombrement exceptionnel

Les produits associés :

> Alimentation

DRP-240-24

S-150-24

> Codeur

HEDL 5540

HEDS 5540

> Connectique

EPOS KIT POUR MOTEUR

EPOS KIT START DC

> Selfs-Moteur

SELF MOTEUR

> Cartes électroniques

EPOS P 24/5

EPOS2 24/5

ADS 50/10

FIRST DC 1Q 60/10

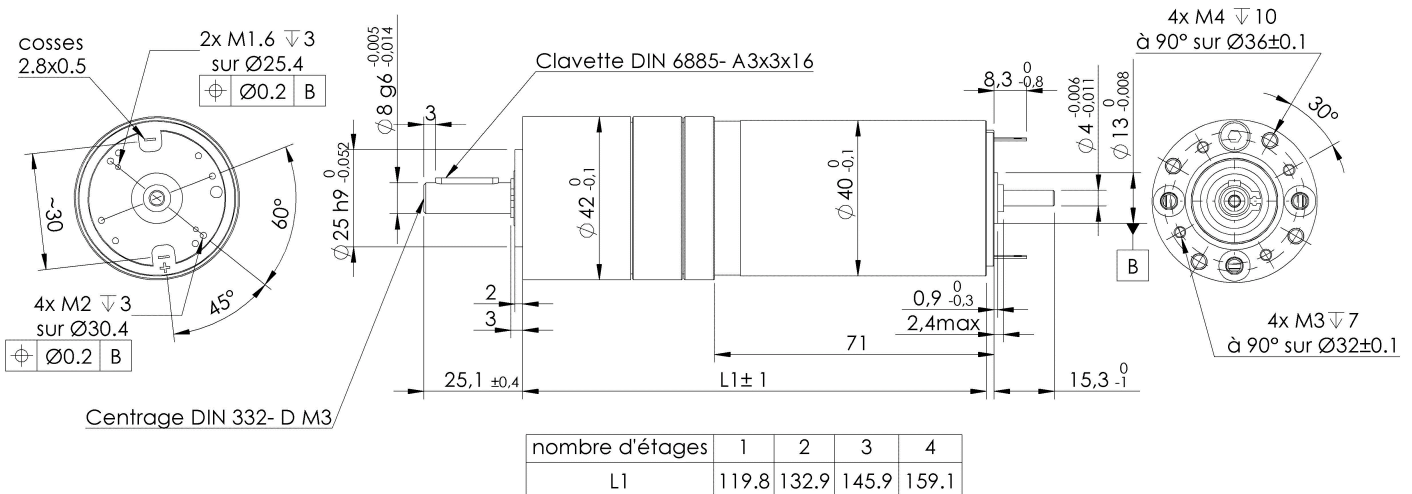
maxon motor

0.5 Nm - 15 Nm

Version	Rapport de réduction	Nombre d'étages	Rendement	Vitesse à vide en tr/mn	Vitesse en charge en tr/mn	Couple nominal en Nm	Courant nominal en A
12V/0004	3.70	1	0.80	1024	862	0.54	6
12V/0016	15.88	2	0.75	239	203	2.00	6
12V/0025	25.01	2	0.75	152	129	3.20	5.8
12V/0051	50.89	3	0.70	74	63	6.00	5.8
12V/0100	99.5	3	0.70	38	32	11.80	5.8
12V/0169	168.84	3	0.70	22	20	15.00	4.3
12V/0252	252.24	4	0.65	15	14	15.00	3.2

24V/0004	3.70	1	0.80	2049	1896	0.50	5.8
24V/0016	15.88	2	0.75	477	442	2.00	5.8
24V/0025	25.01	2	0.75	303	280	3.20	5.8
24V/0051	50.89	3	0.70	149	138	6.00	5.8
24V/0100	99.5	3	0.70	76	70	11.80	5.8
24V/0169	168.84	3	0.70	45	42	15.00	4.3
24V/0252	252.24	4	0.65	30	29	15.00	3.2

Commutation	Graphite
Nombre de lames au collecteur	13
Aimant	Néodym Fer Bore
Type de réducteur	PLANETAIRE
Paliers	Roulement à billes
Charge axiale maximum	110 N
Charge radiale maximum	160 N
Force de chassage	320 N
Jeu angulaire en charge	0.90 °
Vitesse maximum d'entrée	3000 tr/mn
Température ambiante mini de	-20 °C
Température ambiante maxi de	100 °C
étage d'entrée	Delrin
étage de sortie	Acier
Poids minimum	1080 g



Version du 07/06/2012



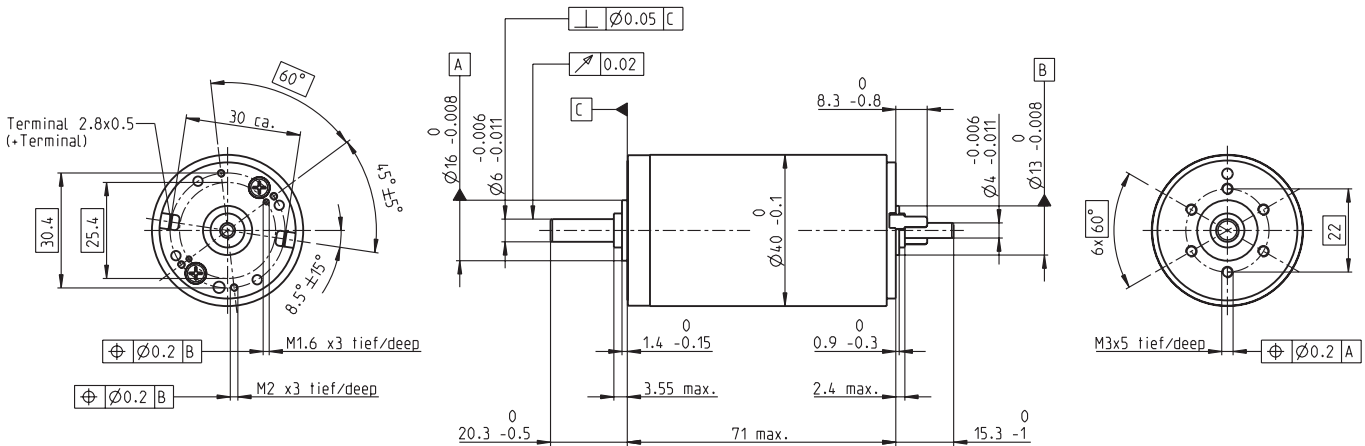
Commandez en ligne sur

Motor Store
store.mdpmotor.fr

Tél. 04 72 019 019
www.mdpmotor.fr



RE 40 Ø40 mm, Graphite Brushes, 150 Watt



M 1:2

- Stock program
- Standard program
- Special program (on request)

Article Numbers

Motor Data	148866	148867	148877	218008	218009	218010	218011	218012	218013	218014
Values at nominal voltage										
1 Nominal voltage	V	12	24	48	48	48	48	48	48	48
2 No load speed	rpm	6920	7580	7590	6420	5560	3330	2690	2130	1420
3 No load current	mA	241	137	68.6	53.6	43.7	21.9	16.6	12.5	9.66
4 Nominal speed	rpm	6380	6940	7000	5810	4930	2710	2060	1510	1080
5 Nominal torque (max. continuous torque)	mNm	94.9	177	187	186	180	189	190	192	192
6 Nominal current (max. continuous current)	A	6	6	3.17	2.66	2.23	1.4	1.13	0.909	0.73
7 Stall torque	mNm	1720	2420	2560	2040	1620	1020	814	655	523
8 Starting current	A	105	80.2	42.4	28.6	19.7	7.43	4.79	3.06	1.97
9 Max. efficiency	%	87	91	92	91	91	89	89	88	87
Characteristics										
10 Terminal resistance	Ω	0.115	0.299	1.13	1.68	2.44	6.46	10	15.7	24.4
11 Terminal inductance	mH	0.0245	0.0823	0.329	0.46	0.612	1.7	2.62	4.14	6.4
12 Torque constant	mNm/A	16.4	30.2	60.3	71.3	82.2	137	170	214	266
13 Speed constant	rpm/V	581	317	158	134	116	69.7	56.2	44.7	35.9
14 Speed / torque gradient	rpm/mNm	4.05	3.14	2.97	3.16	3.45	3.29	3.31	3.27	3.29
15 Mechanical time constant	ms	5.89	4.67	4.28	4.2	4.19	4.16	4.15	4.15	4.16
16 Rotor inertia	gcm ²	139	142	137	127	116	121	120	121	120

Specifications

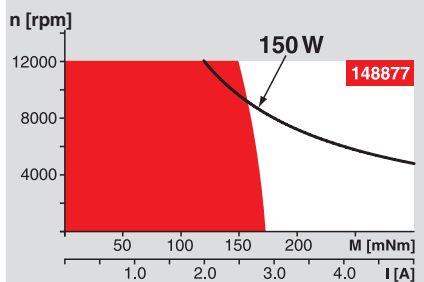
- Thermal data**
- 17 Thermal resistance housing-ambient 4.7 K/W
 - 18 Thermal resistance winding-housing 1.9 K/W
 - 19 Thermal time constant winding 41.5 s
 - 20 Thermal time constant motor 736 s
 - 21 Ambient temperature -30...+100°C
 - 22 Max. permissible winding temperature +155°C
- Mechanical data (ball bearings)**
- 23 Max. permissible speed 12000 rpm
 - 24 Axial play 0.05 - 0.15 mm
 - 25 Radial play 0.025 mm
 - 26 Max. axial load (dynamic) 5.6 N
 - 27 Max. force for press fits (static) (static, shaft supported) 110 N
 - 28 Max. radial loading, 5 mm from flange 1200 N

- Other specifications**
- 29 Number of pole pairs 1
 - 30 Number of commutator segments 13
 - 31 Weight of motor 480 g

Values listed in the table are nominal.
Explanation of the figures on page 49.

- Option**
Preloaded ball bearings

Operating Range



Comments

- Continuous operation**
In observation of above listed thermal resistance (lines 17 and 18) the maximum permissible winding temperature will be reached during continuous operation at 25°C ambient.
= Thermal limit.
- Short term operation**
The motor may be briefly overloaded (recurring).
- Assigned power rating**

maxon Modular System

Planetary Gearhead
Ø42 mm
3 - 15 Nm
Page 242

Planetary Gearhead
Ø52 mm
4 - 30 Nm
Page 245

Encoder MR
256 - 1024 Imp.,
3 channels
Page 273

Encoder HEDL_ 5540
500 CPT,
3 channels
Page 276/278

Brake AB 28
24 VDC
0.4 Nm
Page 330

Industrial Version Encoder HEDL 9140
Page 281

Brake AB 28
Page 331

End cap
Page 335

Recommended Electronics:

ESCON 50/5	Page 292
EPOS2 24/5	313
EPOS2 50/5	313
EPOS2 70/10	313
EPOS2 P 24/5	316
EPOS3 70/10 EtherCAT	319
ADS 50/10	373
ADS_E 50/10	373
Notes	18